
360 angel cryo

User's manual



WARNING

Dear users:

Thank you for choosing the apparatus designed and manufactured by the Company. In order to enable the product to function properly, we sincerely make the following recommendations:

- ◆ Before using the apparatus, please carefully read this manual and properly store it for prompt reference to it in future.
- ◆ Please install, use and operate correctly according to the requirements in the manual.
- ◆ Do not disassemble this unit or modify any parts of it.
- ◆ It is strictly forbidden to open and remove the cover and disassemble the main machine, unless otherwise authorized by the Company.
- ◆ Non-professional personnel are strictly forbidden to implement any maintenance and modification.
- ◆ In event that any failure happens during operation, please contact us in time.

This product is not a medical device, and its intended use is not disease treatment!

Obesity is a condition caused by the accumulation of fat in the body, especially triglycerides (three triacylglycerol). Usually excessive intake of food or changes in body metabolism lead to excessive accumulation of fat in the body, resulting in excessive weight gain, and lead to changes in human pathophysiology.

According to the distribution of fat in different parts of the body, obesity can be divided into two types of abdominal obesity and buttock type obesity. Abdominal obesity is also known as central obesity (clinical standard name for central obesity), male obesity, visceral obesity, apple obesity, these people are mainly deposited in the abdominal fat and subcutaneous abdominal cavity, limbs is relatively small. Hip fat is mainly deposited in the buttocks and legs, also known as non - oriented obesity, female obesity, or pear shaped obesity. Abdominal obesity is a much more dangerous complication than buttock obesity. In addition, according to the age of onset, obesity can be divided into juvenile onset, puberty onset and adult onset obesity.

The latest method of frozen fat is a new method that is more effective than other non-invasive methods. A revolutionary idea of dissolving fat. Studies have shown that subcutaneous lipid rich cells can be selectively affected by cooling subcutaneous tissue to temperatures below 10 degrees celsius. Lipid rich cells can be affected by rupture, contraction, damage, destruction, removal, killing, or other changes. Without theoretical limitations, it is believed that the high selectivity of lipid rich cells is that they do not induce crystallization in non lipid rich cells, and that highly saturated fatty acids are locally crystallized. The crystals break into double membranes rich in lipid cells, which selectively cause necrosis of these cells. Therefore, it is possible to avoid the damage of non lipid rich cells, such as dermal cells, at the temperature induced by crystallization in lipid rich cells. Through the local cold exposure induced by stimulation of the sympathetic nervous system, increased lipolysis.


- ◆ What is 360 cryolipolysis? 360-degree full range of cooling and heating,

freezing at minus 10°C to positive 45°C heating, 4 groups cycle modes for operation, parameters can be set flexibly; 8 pcs different sizes cryo handles are suitable for different size areas and body shape.

- ◆ Independent power supply control operating system, running more stable and safer;
- ◆ Intelligent identification of the induction socket, insert the wrong accessories automatically alarm prompts to avoid mistake;
- ◆ The freezing head is made of soft silicone material, and the experience is more comfortable;
- ◆ After the cooling system starts or stops, it will automatically circulate water for 1 minute to ensure cooling and Heat dissipation;
- ◆ Real-time environmental dynamic temperature control monitoring under the working condition of the freezing head;
- ◆ The refrigeration module adopts the frost-proof safety module and automatically thermostats;
- ◆ The water cooling module uses a high-flow water pump to ensure that the water cooling efficiency
- ◆ The water pipeline adopts a series system. When the water circulation is abnormal, it can automatically stop working to ensure safe operation.



- 1、 Remove the waist, abdomen, legs, arms, back and other parts of fat;
- 2、 Solve cellulite problems caused by cellulite and cellulite;
- 3、 Firming tissue to prevent relaxation;
- 4、 Promote metabolism and blood circulation;



Installation introduction

Pay attention to:How to know enough water input?

Please observe water spilt , water spill automatically from the water spilt, means enough water input.Then draw out water pipe and water funnel.

Water overflow (please open the cover when you are filling water)

Note: Cryo handle 1 and cryo handle 2 can work together.

Cryo handle 3 and cryo handle 4 can work together.

Airconditioning valve



For the vacuum, turn left is small , turn right is big



360 cryo 1



cryo 2



double chin head



40KHz cavitation



Body RF




Face RF



laser pads

Cryolipolysis handle:

- 360° all-dimension surrounding cooling applicators
- The treating area is all-dimension cryolipolise Approach 100% frozen in full area
- A FREEZE CONTOUR PLUS treatment corresponds approximately 3 treatments with typical fat freezing devices
- Only 35 to 45 mins time each treatment needed instead of 60 mins . Save about half treatment time to treat more customers .



EASY TO CHANGE CRYO HANDLE CUPS

- CONTOURS ARE SECURELY FASTENED TO THE APPLICATOR
- QUICKLY CHANGE CONTOURS FOR YOUR NEXT TREATMENT



Seal ring



filter cotton

Handle size of cooling area as below :



Large cryo handle size:

1#195*85mm;2#210*90mm;3#215*100mm;4#230*105mm

#3/#4 APPLICATOR:for flanks.curved cup design allows for better placement and fit on curved or narrow parts of the body.

#2 APPLICATOR:best matches with the contour of abdomen.most commonly used applicator used for this area.



Small cryo handle size:

1#140*70mm;2#155*80mm;3#165*90mm

#1 APPLICATOR:ideal for longer vertical areas of fat(I.E.abdomen and flanks).also suggested for the arms.



- ★ Ideal for smaller bulges
- ★ Safely targets delicate, hard-to-reach areas
- ★ 35 minute cycle , Complete results in 1-2 visits
- ★ A smooth, contoured, youthful jawline and chin
- ★ No scalpels, injections, incisions, traumatic suction, or anesthesia

Mini cryo 5: handle size: 80*40mm

Cryo handle screen:

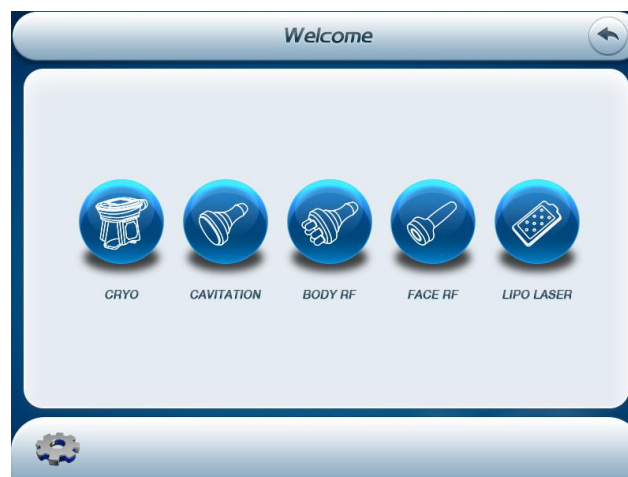


Please touch anywhere to enter the function screen!

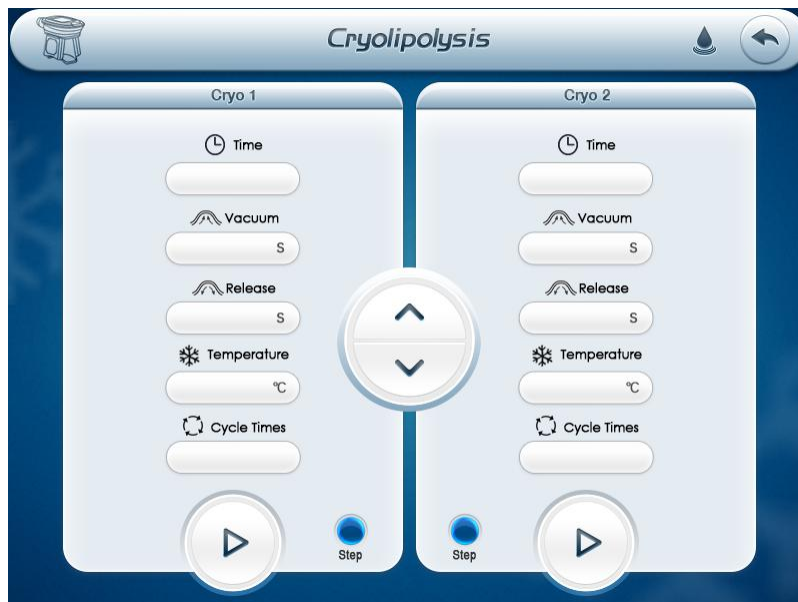
Home screen interface:



Please touch anywhere to enter next screen.



Please choose one function to enter next screen.



- ◆ Please analyze the fat part status, then according to it, to adjust the Intensity, vacuum
- ◆ release time and working time.
- ◆ vacuum setting: 0.5s ~9.0s according to the customer's need.
- ◆ release setting: 0s~4.0s, according to the customer's need.
- ◆ time setting: 1~60min, according to the customer's need.
- ◆ cooling temperature: -10 °C to ~45°C, according to the customer's need.



- ◆ Then click the key of “  ” to start operation

Note:

1.cryo1 and cryo2 can be working together.cryo3 and cryo4 can be working together.

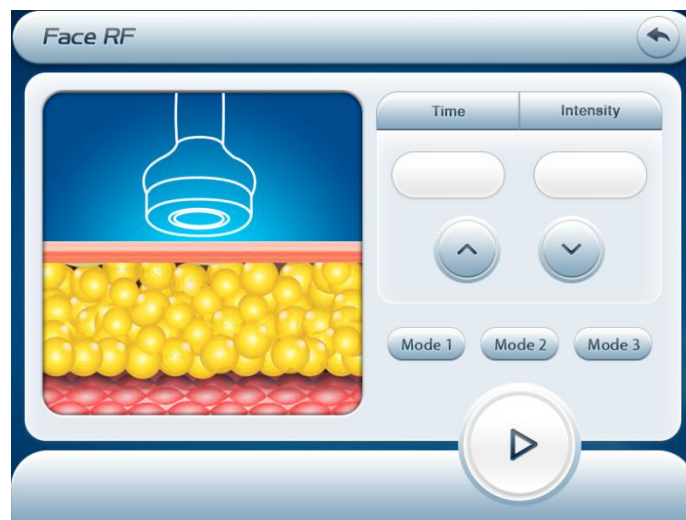
Remark:

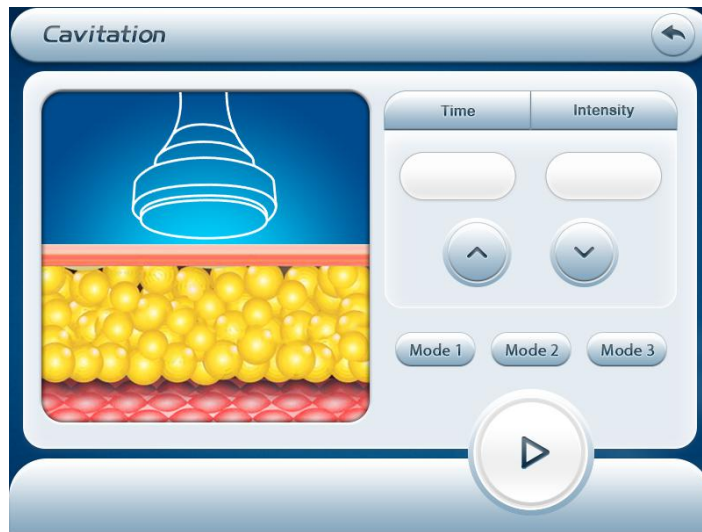
1. The screen of the instrument is bright, when the cryo handle is inserted, there will be a sound of a 'drop'. When two cryo handles are connected at the same time, there will be two sounds of the 'drop'. When hearing the sound of 'drop' indicates that the host machine recognizes the handle. The cryo handle can be started normally after the host recognizes the frozen handle.

2. When the screen of the instrument is bright, taking off cryo handle, there will be also hear the sound of 'drop'


Something need to note on replacing the cryo handle:


1. Firstly inserting one of the cryo handles ,and start the instrument, and then hear a sound (drop), indicating that the cryo handle has been recognized by the host.
2. After Shutting down machine , insert another cryo handle that needs to be operated.
3. After inserting the second cryo handle, and start the machine. When hear two sounds(drop) from host , means that the host has recognized two cryo handles. Customer can be operated after identification





- please analyze the fat part status, then according to it to adjust the energy and working time.



- intensity/time setting: click the key of “”, then click up and down, 0-20 according to the customer need.

- MODE:   


There are 3 modes: mode1 mode2 mode3

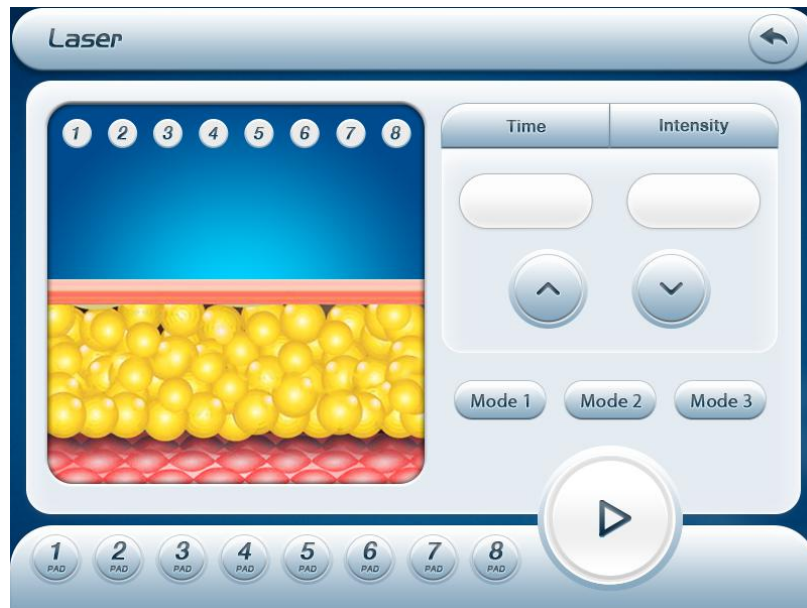
Mode 1 : Suitable for arms, thighs & other parts therapy, or mild obese type.

Mode 2 : Suitable for hip, abdomen & back, or moderate obese type.


Mode 3 : Suitable for arms, abdomen which is moderate obese type.


- click the button of  to start operation.

Tips click  will be returned back to the last screen



- please analyze the fat part status, then according to it to adjust the energy and working time.



- intensity/time setting: click the key of “”, then click up and down, 0-20 according to the customer need.

- MODE:   

There are 3 modes: mode1 mode2 mode3


Mode 1 : Suitable for arms, thighs & other parts therapy, or mild obese type.

Mode 2 : Suitable for hip, abdomen & back, or moderate obese type.

Mode 3 : Suitable for arms, abdomen which is moderate obese type.

- Click from 1 to 8 to start lipo laser pads working:        

Click the button of  to start operation.

Tips click  will be returned back to the last screen

1、Contraindication:

A man with a heart problem;

- Severe cold and cold urticaria patients
- Patients with cold plasminogen;
- Raynaud's disease;
- Cold globulin;
- Severe diabetic patients;
- Severe chilblain;
- Physiological hypotonic patients;
- An elderly, young, frail, etc person who is intolerant of cold treatment;
- Patients with the following electrical equipment cannot be treated



with this instrument:

- Implanted pacemaker patients and other electronic equipment;
- Artificial heart lung apparatus life sustaining patients;
- Need Wearable ECG monitoring equipment.

2、The following person is subject to my consent:

- Acute disease patient; ----Malignant tumor; ----Infectious disease patient;
- Women in pregnancy; ----Cardiac; ----A patient with high fever;
- Being treated or having an abnormal body condition。

3、 Notice of use:

- This instrument is operated by professionals;
- It is forbidden to treat the film without applying an antifreeze film and to ensure that the anti freezing film covers all treatment areas during the treatment;

4、 Clinical notes:

Clinical practice has shown that frozen soluble fat may have the following risks:

- open the antifreeze film packaging, if the liquid volume is too small, please do not use directly, the other to add some more antifreeze anti-freeze membrane less then use antifreeze, as can protect the skin very good cold injury;
 - in the treatment of attention to check whether the film covers all the antifreeze treatment area if not, the coverage area should be corrected immediately, otherwise, within 2 minutes of skin that could be frostbite;
 - Normal treatment pressure is 30Kpa-40Kpa, long time high negative pressure (60-80Kpa) can increase skin strain and the possibility of causing blisters;
 - There are individual physique of the skin is not cold, at -5 degrees below the treatment may occur when the skin frostbite, such people use the proposed temperature set at -2 degrees Celsius to 5 degrees Celsius;
 - The first use of the patient, it is recommended that the temperature should not be lower than -8 degrees Celsius, lower than -8 degrees Celsius, suitable for fat thickness of more than 55mm, otherwise it is easy to frostbite;
 - Frostbite treatment: after the course of treatment, check whether the treatment site hardening and lumpy phenomenon, if possible, may have frostbite. Use warm towels for about 42 minutes, hot compress for 10 minutes. Subsequently, the treatment site will have blisters, blisters, cracks will scab, keep frostbite, clean and dry wounds, coated with frostbite cream, a few days later can be cured;
 - Blister treatment: only mild to prevent infection, severe should be strictly aseptic puncture, coated with 1-2% dressing can be more gentian violet solution for disinfection.
-

- ✚ Power supply mode: AC220V±10%、50HZ
- ✚ AC110V±10% 60HZ
- ✚ Rated power: 800W
- ✚ Negative pressure: 0-80Kpa
- ✚ Cooling : -10to ~45°C
- ✚ Laser power: 100mw/pcs
- ✚ Cavitation frequency: 40KHz
- ✚ RF freequency: 5MHz
- ✚ Cryo Quantity: 3 pcs
- ✚ Coolant: Purified water or special coolant Ambient
- ✚ temperature: 5°C-40°C
- ✚ Relative humidity: ≅80%
- ✚ Touch screen: 8 inches
- ✚ Machine size: 63*55*96cm
- ✚ Packing size: 64*43*64cm
- ✚ GW: 40kg

◆ mainengine	1pc
◆ powerline	1pcs
◆ Instructions	1copy
◆ accessoriesholder	1set
◆ bandage	1set
◆ Cryohead	1set
◆ 40KHz cavitation head	1pcs
◆ Body RF head	1pcs
◆ Face RF head	1pcs
◆ Lipo laser pads	8pcs

1. It is forbidden to use the following symptoms :

- Equipped with cardiac pacemaker and pacemaker patient ;
- The use of artificial bone, silicosis patients ;
- Drunk and high fever patients ;
- Patients with severe mental illness and epilepsy ;
- No independent self consciousness, no self-care ability ;
- Patients with severe hypertension and cardiovascular and cerebrovascular diseases ;
- Pregnant woman, malignant tumor, a person with metallic materials (including metal teeth);
- Dysfunction of immune system and failure of renal function ;
- Severely infected person ;

DANGER

2. The following groups will be used under the guidance of professionals :

- Menstruating women ;
- Children;
- A person or person whose skin is traumatized or infected;
- Dysfunction of the immune system ;
- An area where cosmetic surgery has been performed and artificial fillings have been placed in the body ;

CAUTIOUS

-
1. Please check the main engine, accessories and power cord before use .
 2. After opening the power supply, if the instrument is not started, the power should be switched off immediately and check whether the power cord is connected properly. If the connection is good, please unplug the power cord, and then check the power interface, fuse is blown. If the insurance needs to be replaced, it should be consistent with the current of the original insurance.
 3. Please do not switch on large power equipment except for TV, refrigerator and other small power consumption apparatus.
Please remove the headset, electronic watch, mobile phone and other electronic products before you take care.

MIND

Warning signs	Meaning
<u>DANGER</u>	Incorrect operation can cause serious injury or even death!
<u>CAUTIOUS</u>	Incorrect operation may cause personal injury or even serious harm!
<u>MIND</u>	Incorrect operation may cause equipment damage or personal injury!

<u>DANGER</u>	High voltage hazard!
CAUTIOUS	Incorrect operation may cause personal injury!

<ol style="list-style-type: none"> 1. In the course of nursing, according to the physical needs, proper drinking water. 2. The working time of the instrument should not be too long, and rest should be suspended after each period of treatment, usually 20 minutes. 3. In the course of using, if the following abnormal situation, should turn off the power supply immediately, stop using: <ul style="list-style-type: none"> ➤ Water or foreign bodies enter the body ; ➤ The body, switches, power lines, sockets and other heating, leakage ; ➤ Abnormal sound of instrument ; ➤ Smell, smoke, etc ; ➤ Attachment damage ; ➤ When natural disasters such as thunder and earthquakes occur ; 4. After use, cut off the power supply and unplug the power plug when not in use for a long time. 5. The working head is not allowed to act directly on the eyes, so as not to hurt your eyes . 6. The working head should be cleaned, sterilized and dried to avoid cross infection. 7. The purpose of the warning signs shown in the manual is to prevent you and others from hurting you and others by making you better aware of the performance of the product and for safe use. 	<hr style="width: 10%; margin: 0 auto;"/> <p style="font-size: 1.2em; font-weight: bold; margin: 10px 0;">MIND</p>
--	--

Annex three: frozen fat soluble ask:

1\Is the frozen fat effective?

Answer: the freeze dissolving technique was previously studied by the Aesthetic aesthetic Limited by Share Ltd in California, USA, and designed a cooling device for removing heat from subcutaneous fat cells. Subsequently, the research was developed as a freeze dissolving grease instrument, which is a patented product obtained by FDA certification in the United states.

2\Does the freeze dissolve rebound?

Answer: the principle of freezing fat solution is by cooling the subcutaneous tissue to below 35 DEG C, which can selectively affect the subcutaneous lipid rich cells, and the highly saturated fatty acids are locally crystallized. The crystals break into double membranes rich in lipid cells, which selectively cause necrosis of these cells. The frozen fat dissolving technique can reduce the number of human lipid cells and control the degree of obesity. Studies have shown that the optimum treatment temperature is about -10 DEG C to about 0 DEG C.

3\What are the characteristics of this freeze dissolving grease apparatus?

Answer: the Cryolipolysis instrument is the patent product, for the pre freezing system based on pure fat dissolving, the fat of blood around the curing resulting in tissue necrosis and other injuries, the design improvement of freezing method, to promote separation of blood and skin preheating, then fat, Cryolipolysis is safer, fat removal the fat dissolving. In addition, the dual channel design allows for simultaneous treatment of two sites at the same time, with time saving and high efficiency!

4\What is the process of freezing and dissolving fat?

Answer: fill out the schedule - ask history - examine body condition - identify treatment options - locate treatment area - apply antifreeze film - start treatment - end.

5\What's the solution for?

Answer: because of the busy work life with no time to exercise; with all kinds of delicacy; non obese but to local fat sculpture; postpartum abdominal relaxation exercise; lean down position; stool hoarding gastrointestinal peristalsis slow.

6\How about the treatment of frozen fat? Is there a recovery period??

Answer: each course of treatment is about an hour, the same part of each interval of 2-3 months, the proposed 2-3 treatment, according to the actual treatment effect, appropriately increase or decrease the number of treatment. This treatment is non-invasive, and does not affect normal bone work or life during treatment. The office worker may also be treated during the rest period.

7\How does fat change after treatment? How does the body react??

Answer: after treatment, fat cells begin to decompose and remove naturally. The fat layer is gradually thinned and the process is mild.

The whole course is non-invasive, and the treatment site may be red and last for several minutes or hours. Bruises may also occur and subside within a few weeks. A few patients feel less sensitive to the treatment site and will subside within 1-2 months.

8\Will the treatment hurt? How about the effect?

Answer: This product uses intelligent program-controlled system, to achieve accurate control of temperature and pressure, real-time monitoring and alarm system, the treatment of temperature regulation in the safe range. Patent technology of blood lipid separation technology in the treatment of pre warming skin, warm feeling, and then gradually cool down, so that the skin slowly adapt to the freezing process. Clinically, there is no pain, no pain, no invasive wound and no pain. The negative pressure at the beginning of the course of treatment will cause discomfort due to strong suction. It will soon disappear, and then there will be a cold numbness in the treatment site. During the treatment, you can relax, relax, take notes, surf the Internet and listen to music.

The therapeutic effect varies according to individual constitution and dietary habits. Patients with significant reductions in fat levels should maintain at least

one year after the course of treatment. These are the expected absorption clear lipid return treatment site speed than invasive liposuction to the course as fast. But irregular diet and lifestyle can lead to weight gain that may affect later outcomes of treatment.

9\What is the difference between cryolipolysis and other ways means it?

Answer: we can use the following table as a contrast:

Technical method	Advantage	Disadvantage
liposuction	you can pump off a lot of fat at one time	invasive, local anesthetic, trauma and scarring, high riskfactor
RFor ultrasonic grease bursting	can deal with deep fat, non-invasive	causing damage to other normal cells and causing pain
Cryolipolysis	no damage to normal cells, non invasive	need to accurately control the site of treatment, redness and swelling after treatment

10\Which groups are not suitable for freezing and dissolving fat??

Answer: dirty prone people with problems; severe cold urticaria patients; cryofibrinogenemia patients; Raynaud's disease; cryoglobulinemia; patients with severe diabetes mellitus; patients with severe frostbite patients; physiological low permeability; elderly, children, sick of freezing treatment intolerance.