



OMANLI



RF Microneedling with cold hammer User Manual



What is the Golden RF

The golden RF microneedling is an ingenious combination of microcrystal and RF. The word "gold" comes from the gold coating of the microcrystalline crystal, and the outer coating of the microcrystalline is also golden yellow.

During treatment, the doctor adjusts the penetration depth of the crystallites and the RF energy according to the crystal pairing problem and the treatment site. Then, under the control of the electronic system, dozens of insulating crystallites rapidly penetrate the epidermis at the same time, emitting RF energy from the crystallite tip. Then quickly withdraw, repeat the cycle until the treatment is completed, and finally apply the beauty ingredients.

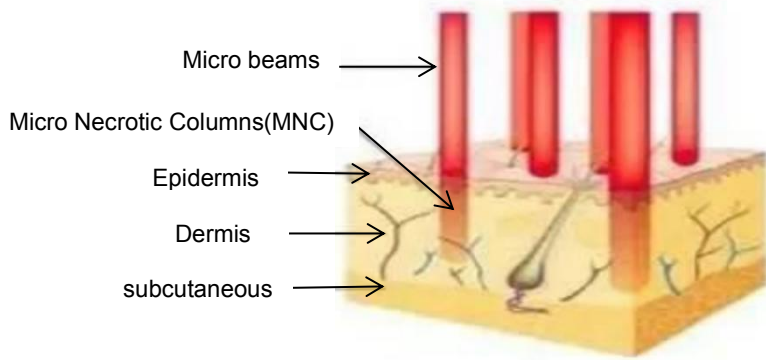
Principle

1. The physical stimulation of microcrystals, coupled with the biological effects and thermal stimulation produced by radio frequency, jointly stimulate the skin's self-repair system, promote metabolism, improve microcirculation, and initiate the regeneration and rearrangement of collagen.
2. The microcrystal opens the fast absorption channel of the skin, which is convenient for the beauty ingredients to enter the skin.
3. The RF energy emitted by the microcrystal can selectively destroy the hair follicle sebaceous glands and apocrine glands, inhibit inflammation, and activate its own anti-inflammatory repair system.

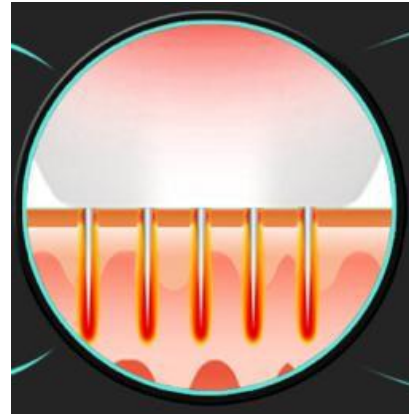
What are the main problems that golden RF microneedling solve?

1. Wrinkles: crow's feet wrinkles, forehead wrinkles, naval wrinkles, neck wrinkles
2. Facial rejuvenation, firmness and improvement
3. Stretch marks and expansion marks
4. Enlarged pores
5. Dull skin
6. Red blood
7. Skin whitening
8. Acne scars
9. Depressed scar
10. Regular skin maintenanc

Golden microneedling VS Fractional laser



Fractional laser

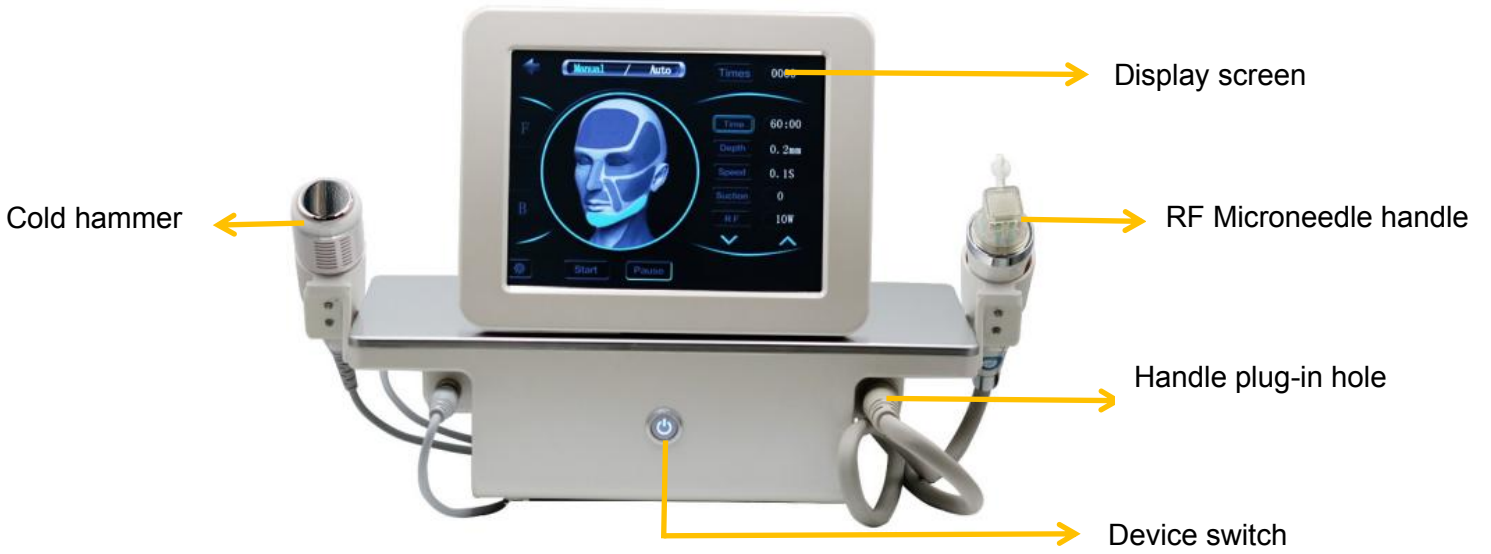


Golden RF microneedling


1. The RF crystal head is formed by the depth of the physical property of the crystal head to form the heating and solidification field.
2. The depth and energy of the golden RF microneedle can be precisely adjusted.
3. The laser has a scattering effect, and it is difficult to reach the target depth (target 2mm), and the energy absorbed by the tissues in the skin cannot be accurately predicted, and side effects such as hormone disorders often occur.
4. Through the epidermal heating effect, and the rest time is longer, and it is difficult to calm down.
5. The treatment time of the fractional laser treatment must be reached (3~5 times), and compared with the laser RF-Needle, the treatment may be required (1~3 times) according to the situation.

Instructions

Front side:



Back side:



Handles and spare parts

RF microneedling handle



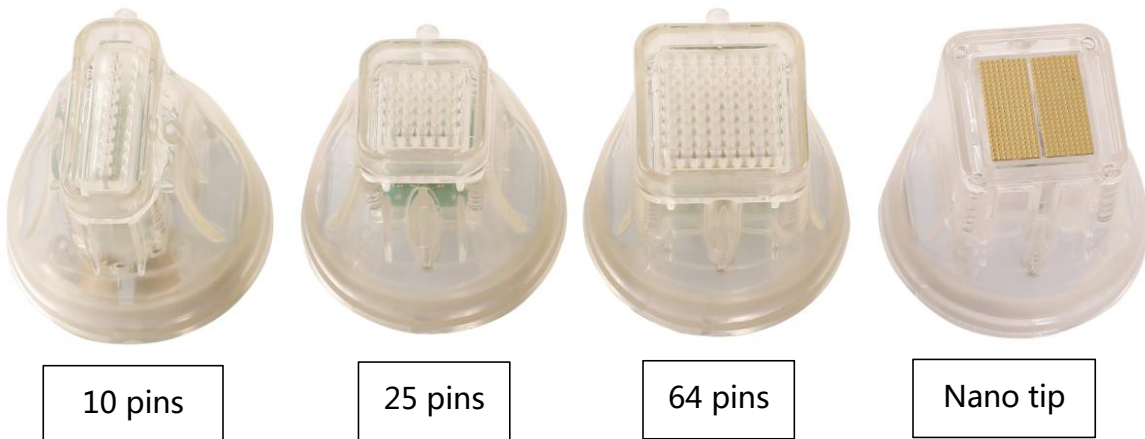
Cold hammer



Filter



Disposable crystal head:



Disposable crystal head: disinfect with normal saline before use. Put the crystal head in a small bowl, the alcohol should not be higher than the crystal head. There should be no water residue on the crystal head before operation, so as not to suck into the machine and cause damage to the machine. (If the crystal head is used for the second time, any problem has nothing to do with our company)

Operation interface

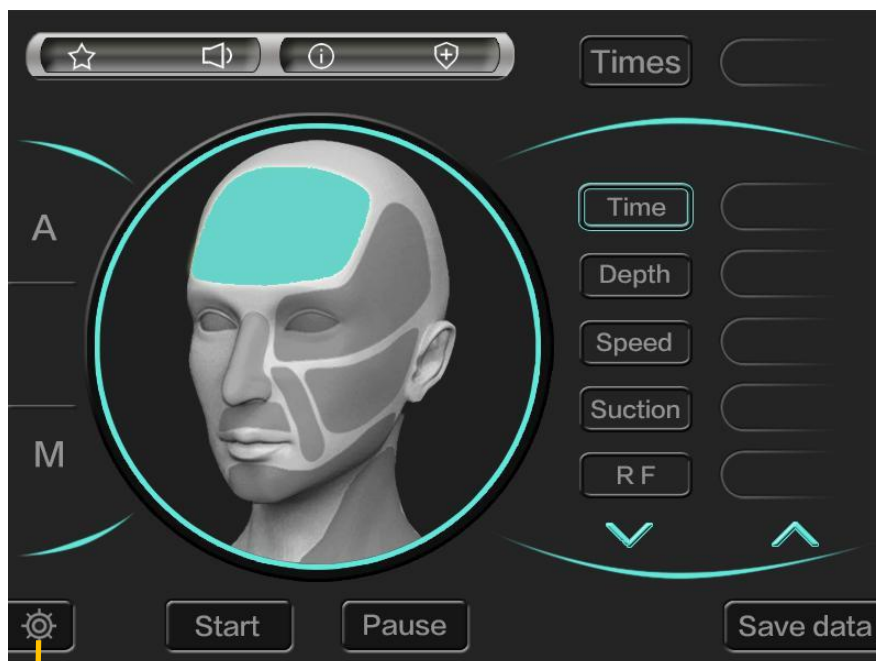
Main interface :



A — Enter the face operation interface

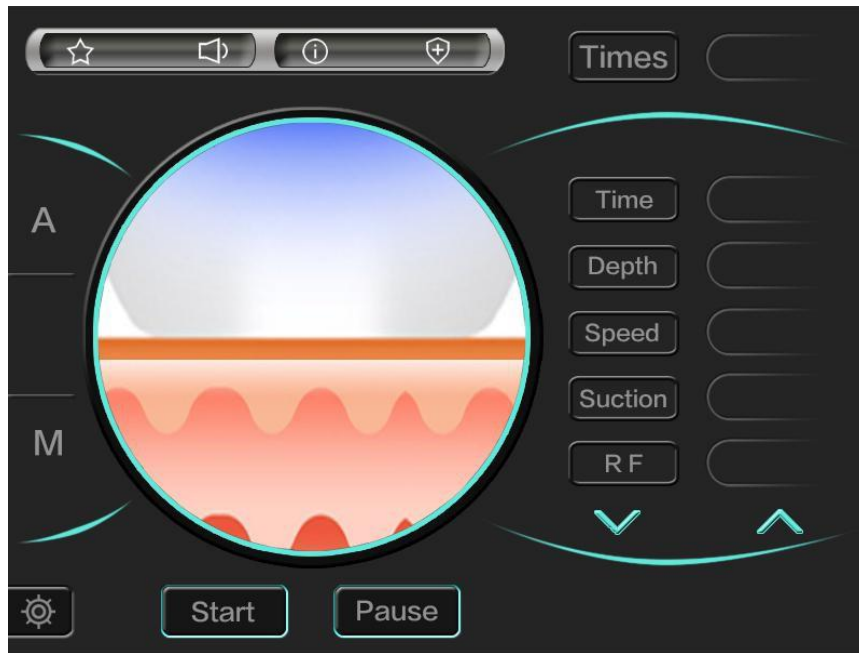
M — Enter the belly operation interface

A Facial operating interface:




Long press for 7 seconds to enter the background interface

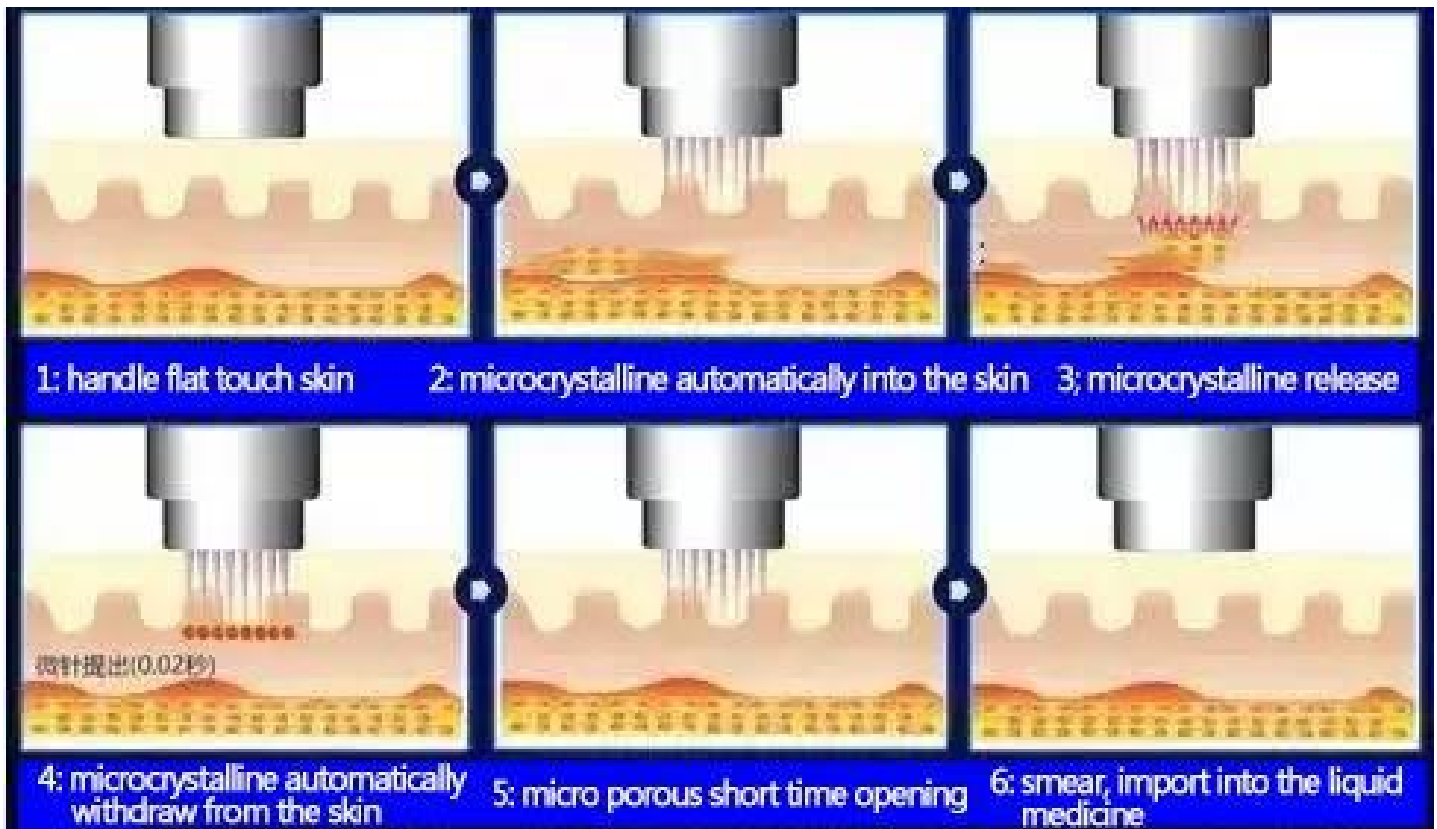
M belly operation interface:



Background interface:



Operation steps



Step 1: RF physical microneedles

skin tightening enhancement: Break through the epidermal barrier and accurately target the deep layer of the target.

Step 2: High-energy constant RF

Full and wrinkle-free: RF energy stimulates the synthesis of collagen, elastin and hyaluronic acid, the skin will be more full, moisturized, elastic, and wrinkle-free.

Step 3: Efficient drug delivery

Brightening and translucent skin rejuvenation: along the channel created by the microcrystals, the implementation of personalized therapeutic drug introduction, the effect is better.

Cold hammer

principle:

Contacting the skin with a working surface lower than the ambient temperature can cause the skin to produce beneficial physical and biochemical effects. For example, the functional cells of the skin (such as lymph and macrophages) can be improved, inflammatory bacteria can be inhibited, and collagen cells can shrink and become dense. The aging water accumulated in the tissues can be easily discharged, thereby reducing eye bags, removing facial swelling, shrinking pores, thinning skin tissues, and enhancing skin elasticity.

Probe: shrink blood vessels, produce pores tighten, and have great room for improvement of pores.

Features:

Prevent allergy

Soothing

Reshape the skin

Sedative effect

Strengthen skin elasticity

Improve skin regeneration ability

Effect:

1. Shrink blood vessels, produce pores tighten, and have great room for improvement of pores.
 2. Strengthen collagen fibers, make the skin firm and elastic, and smooth wrinkles and crow's feet.
 3. Contraction of blood vessels, effectively reducing varicose veins, fine tendons floating up, and harmful waste that flows back into the veins is easier to be purified.
 4. With detoxification, it has a significant effect on the lightening of spots and the elimination of bruises.
- Reduce metabolic rate, reduce skin redness, swelling, swelling and pain, especially allergic skin.

For the crowd:

Acne

Large pores

Oily skin

Uneven skin tone

Stained

Skin redness

Nursing methods

1. Clean the face

clean the skin deeply before treatment.

2. Promote circulation

After applying sesame ointment to the care area, wrap it with plastic wrap to improve the effect of sesame ointment. (About 30 minutes)

3. Calming care

After applying the repair product, massage with a cold hammer for 5 minutes, and finally put on a mask for calming care.

4. Golden radio frequency micro-crystal treatment

The operation time varies according to the operation areas, but it generally takes 15 to 20 minutes, and the operation only needs 1 to 2 times. Remember not to repeat it multiple times, which will affect the time of scab removal.

5. Treatment time

3 to 4 weeks to complete the scab care once, a course of 3 to 5 times, once a month.

6. Repair care

After treatment, do not touch the water in 24 hours.

The following symptoms may appear after treatment

Redness, slight swelling, and fever.

After 1 day: fever, redness, and slight swelling due to physical fitness.

After 2 to 3 days: peeling, erythema, or acne.

After 3 to 4 days: The skin peels and falls off naturally.

Matters needing attention

After treatment, in order to repair the skin, it is necessary to apply moisturizing and repairing products in the morning and evening. After the scab is formed, it needs to fall off naturally, so don't peel it off by hand.

1. Need to apply sunscreen, and avoid direct ultraviolet rays.
2. Avoid intense exercise, swimming, and sauna in the short term.
3. Drinking is forbidden in the short term. Alcohol will cause the redness to last for a long time, which is not conducive to repair. Therefore, it is recommended to prohibit drinking.

The following people should not use

1. Skin infections or skin diseases (except acne)
2. Bleeding disorders
3. Taking anticoagulant drugs
4. Pregnancy
5. Scar diathesis
6. Wearing pacemakers (heart rate devices and other internal electronic devices)
7. Vascular stents or metal implants
8. Malignant tumors of the skin
9. And other skins are not recommended for treatment

Reference parameters for operation areas

Areas	Depth	Speed (energy output time)	Suction power	RF energy
forehead	0.5-1.0mm	0.2-0.3	1-2	60-110W
Face	1.0-1.5mm	0.2-0.3	1-2	60-100W
Eye	0.5-1.0mm	0.2-0.3	1-2	60-100W
chin	0.5-1.2mm	0.2-0.3	1-2	60-100W
nose	0.5-1.0mm	0.2-0.3	1-2	60-100W
neck	1.0-1.5mm	0.2-0.3	1-2	60-100W
Pox pits	1.0-2.0mm	0.2-0.3	1-2	60-100W
scar	1.0-2.0mm	0.2-0.3	1-2	60-120W
belly	1.0-3.0mm	0.2-0.3	0-1	60-120W

Technical specifications

Output frequency	2-4MHz
Output power	10-200W
Treatment Tips	10p/25p/64p/nano
Input voltage	AC 110V~220V~50Hz/60Hz
Carton specifications	53*41*40cm, 11kg

Before and after

